




DESENHO TÉCNICO

TECHNICAL DRAWING | DESSIN TECHNIQUE



PORTA | DOOR | PORTE

PARIS

DESCRIÇÃO GERAL

GENERAL DESCRIPTION | DESCRIPTION GÉNÉRALE

Porta lacada com tinta poliuretano

Polyurethane Lacquered Door

Porte laquée avec peinture polyuréthane

PORTA

DOOR | PORTE

- Estrutura perimetral em madeira de média densidade.
- Interior em favo de papel (alveolar), aglomerado de madeira ou EPS.
- Face em placas de MDF hidrófugo 5 | 6 mm - EN 13986
- Orla em PVC igual à face.
- Medium density wooden stiles and rails.
- Honeycomb, Chipboard or EPS core.
- 5 | 6 mm moisture resistant HDF panel - EN 13986
- PVC Edge and panel in the same colour.
- Cadre en bois de densité moyenne
- Âme en carton nid d'abeille, panneau de particules aggloméré ou en EPS.
- Parement en panneau MDF hydrofuge de 5 | 6 mm.
- Bord PVC et parement de la même couleur.

PERFIL DE PORTA

DOOR PROFILE | PROFILE DE LA PORTE

Opção de interior e espessura | Interior and thickness option | Option intérieur et épaisseur



ALVEOLAR (STANDARD)

Honeycomb | Carton nid d'abeille Favos 160 gr/m²



AGLOMERADO

Chipboard | Aggloméré AGL 580 Kg/m³



EPS

EPS | EPS EPS 150 25Kg/ m³

DIMENSÕES | DIMENSIONS | DIMENSIONS

PORTA | DOOR | PORTE

LARGURA WIDTH LARGEUR		ALTURA HEIGHT HAUTEUR	
MIN.	MAX.	MIN.	MAX.
500	2000	1200	3000

Outras dimensões sob consulta.

Other dimensions on request | Autres dimensions sur demande.

Largura máxima da porta batente: 1100mm

Swing door maximum width :1100mm | Largeur maximale porte battante: 1100 mm.

● CORES | COLORS | COULEURS

- Lacado branco (Gosimat)

White lacquered (Gosimat)

Laqué blanc (Gosimat)

- Cor RAL

Ral Colors

Couleurs Ral

- Cores NCS

NCS colors

Couleurs NCS

● ACABAMENTO | FINISHING | FINITION

- Verniz Mate (30% brilho)

Matt Varnish (30% gloss)

Vernis Mat (30% brillance)

- Verniz Meio brilho (50%)

Half gloss varnish (50%)

Vernis Demi-brillant (50%)

- Verniz Alto brilho (+80%)

High brightness varnish (+ 80%)

Vernis haute luminosité (+ 80%)

TIPO DE FRISO

INSERT TYPE | TYPE DE FRISES

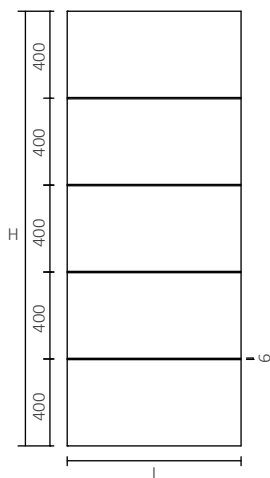


Rebaixado
Milled / Fraisé

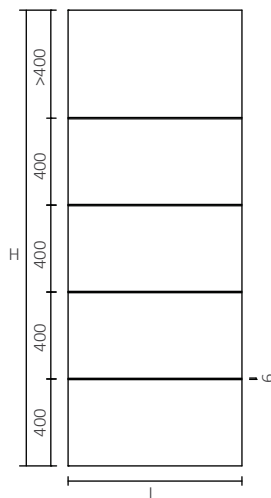
Dimensões em milímetros | Dimensions in millimeters | Dimensions en millimètres

DESENHO TÉCNICO

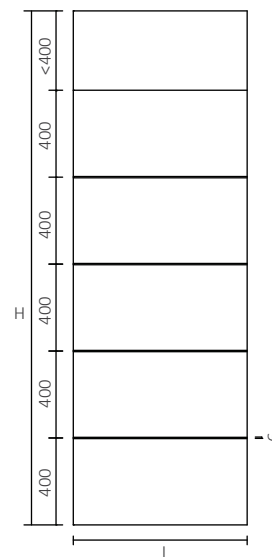
TECHNICAL DRAWING | DESSIN TECHNIQUE



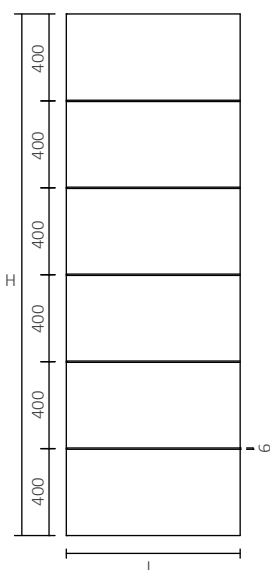
H=2000 mm



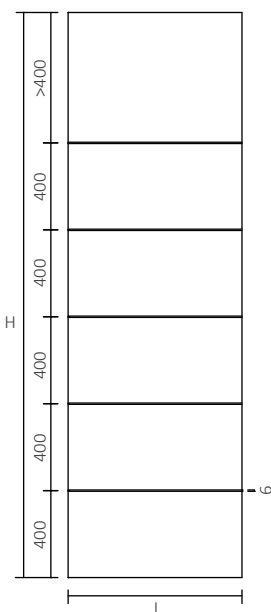
2001 < H ≤ 2249 mm



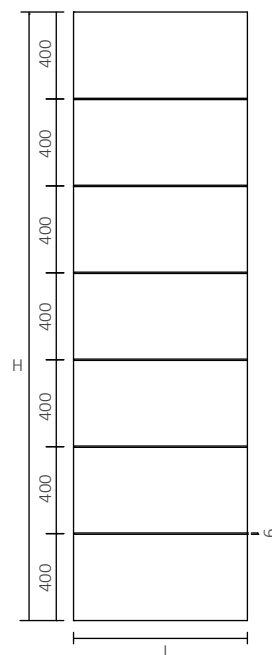
2250 < H ≤ 2399 mm



H = 2400 mm



2401 < H ≤ 2649 mm



2650 < H ≤ 2800 mm

Notas:

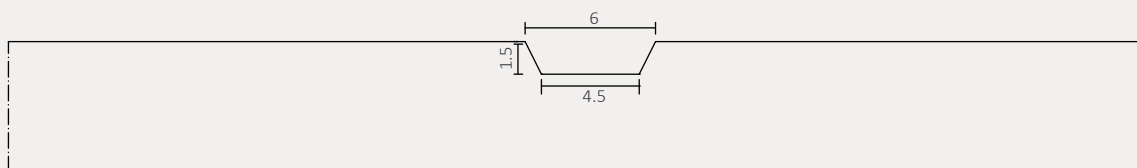
- Cotas baseadas no CENTRO do fresado;
- Alturas superiores a 2800mm sob consulta.

Note:

- The dimensions above are determined by the center of the milling;
- Doors higher than 2800mm for doors on request.

Note:

- Dimensions basées sur le centre d'usinage;
- Hauteurs supérieures à 2800mm sur demande.



Fresado com chanfro

Milled with chamfer | Fraisé avec chanfrein

A GOSIMAT reserva-se ao direito de fazer alteração sem aviso prévio dos conteúdos apresentados
GOSIMAT reserves the right to make changes without prior notice to the contents presented | GOSIMAT se réserve le droit d'apporter des modifications sans préavis au contenu présenté